

## Step 1

### Download Trusted QSL Software

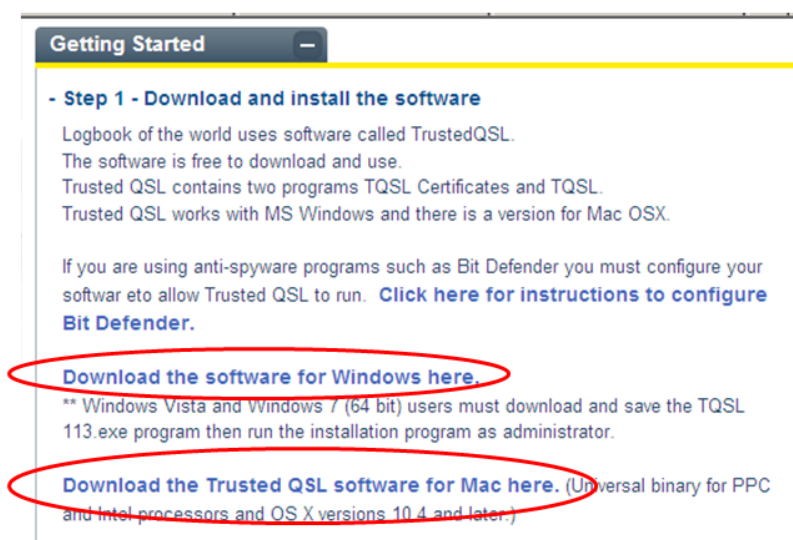
Logbook of The World uses a software package called Trusted QSL. The Trusted QSL software that you downloaded and installed on your computer contains two programs – Trusted QSL (TQSL) and Trusted QSL Certificates (TQSL CERT).

Trusted QSL software is available for Windows and Mac OSX operating systems.

Linux users can build the software from the source code for the tqsl.lib library and the TrustedQSL applications. (ARRL does not maintain packages for the plethora of Linux distributions. For assistance with obtaining a packaged version for your Linux distribution, contact your distribution's maintainer.)

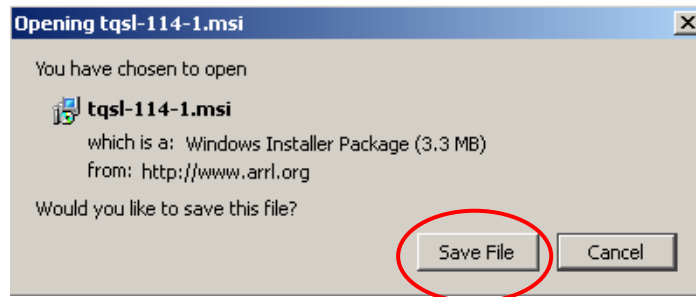
The software is downloaded from the web at [www.arrl.org/instructions](http://www.arrl.org/instructions)

1. From the web page <http://www.arrl.org/instructions> click the link to begin downloading the software for your operating system, PC or MAC.

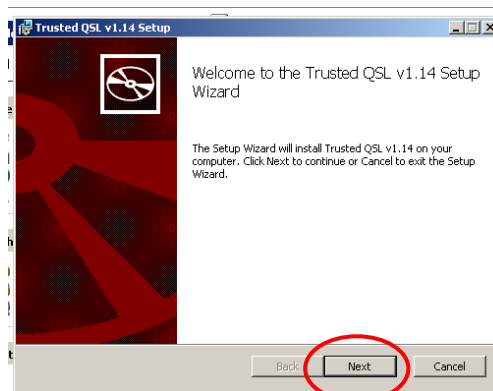
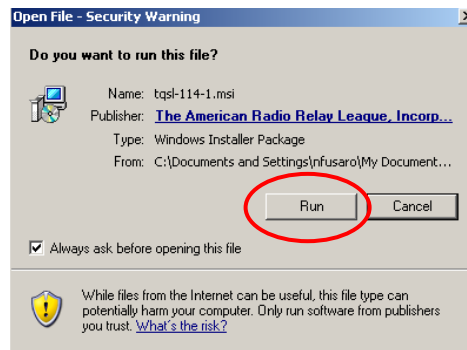


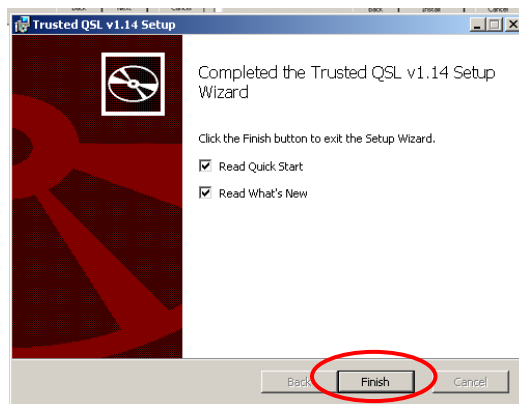
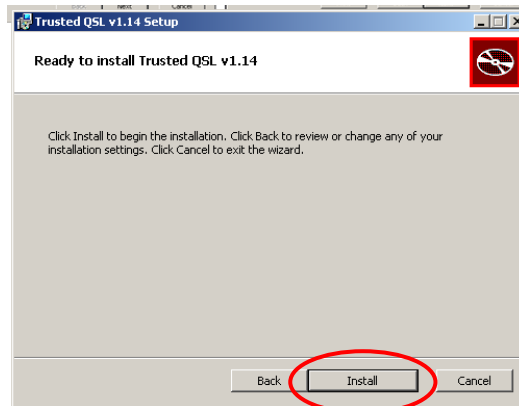
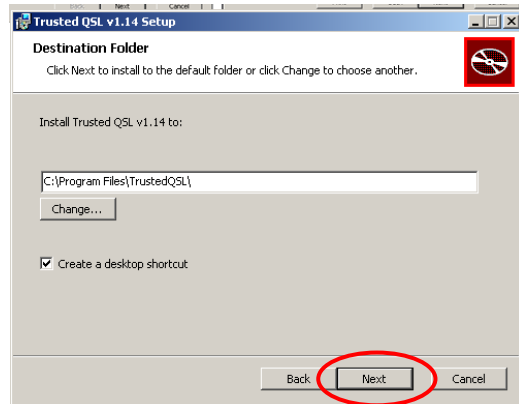
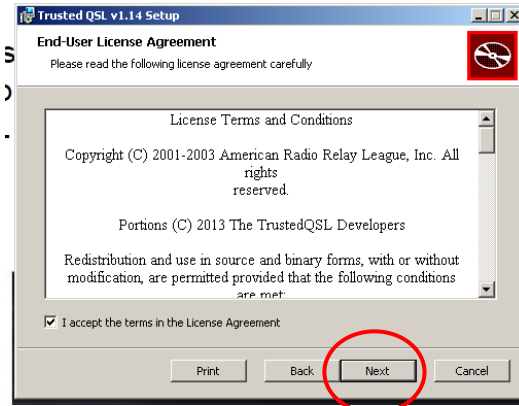
Choose TQSL either for Window or TQSL for Mac.

2. When given the option select SAVE FILE. Please note where you are saving this file.




3. Double click the TQSL zip folder from the location where you saved it.
4. Double click the TQSL 114 icon to begin the installation wizard.  
If your computer asks for permission to run the program, select RUN.





5. When the installation is complete you will have two program icons on your desktop. These icons are used to open the two programs of the Trusted QSL software package – TQSL and TQSL CERTIFICATES.



You are now ready to continue to the next step, requesting your electronic certificate.